



Model G-MSC-2

# Global Series® Dual Signal

Federal Signal's patented Global Series® models were designed with modularity in mind. While they are completely functional as stand-alone devices in both flameproof "Ex d" and increased safety "Ex de" assemblies, 2-module configurations are also available to serve applications requiring more than one signal. Global Series devices are designed with a non-metallic housing construction.

The Dual Signal assembly allows two audible or visual Global Series devices to be combined as one complete assembly, with a common increased safety "Ex de" field wiring chamber which greatly simplifies the installation and wiring of two signals. The dual signal can be surface mounted or mounted with an optional ratchet adjustable stainless steel mounting U-bracket.

Either of the devices can be wired to function independently or in tandem<sup>1</sup>. Two like devices can also be combined to support a redundant alerting system, simplifying installation of A/B redundant systems.

Refer to individual Global Series data sheets for additional information.



Sounder and Strobe Dual Ex de Surface Mount (shown with optional Indicator Ring and Legend Plate Kit)



Sounder and LED Dual Ex de U-Bracket Mount (shown with optional Indicator Ring and Legend Plate Kit)



Dual Loudspeaker Ex de Surface Mount

## FEATURES

- GRP (Glass Reinforced Polyester) Non-metallic corrosion resistant design
- Optional 316 stainless steel ratchet adjustable mounting U-bracket (field assembly required)
- 316 stainless steel dome guard included on visual signals
- Standard M20 cable entries; 1/2" NPT and 3/4" NPT adapters available; M25 cable entry option
- LED has 8 field selectable flash patterns
- High-output strobe available in 15J or 21J
- Sounder has 15 field selectable tones
- Optional indicator rings are available in six colors: Black, Blue, Green, Magenta, Red and Yellow
- Field customizable legend plates available<sup>2</sup>
- IP66 enclosure
- G-LED and G-STR units are IP69K compliant
- Zone 1, 21 Rated, IECEx, ATEX, Ex d IIC, Ex de IIC and Ex tb IIIC
- UL and cUL Listed for Class I, Division 2, Groups A, B, C and D; Class II, Division 2, Groups F and G; Class III
- UL Fire Listed (24VDC, Clear 21J Strobe and Sounder only)

<sup>1</sup> Refer to application guide for specific wiring details

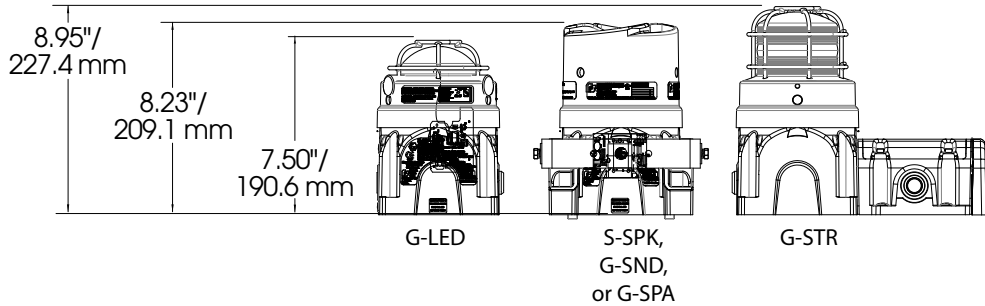
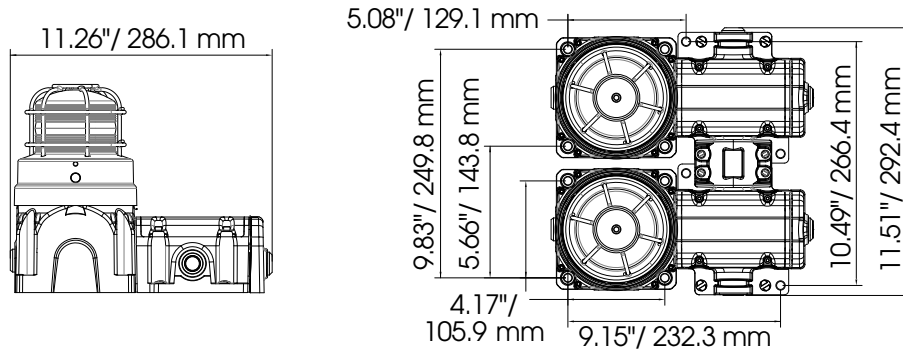
<sup>2</sup> Recommended labels: BRADY #B-855 Toughwash labels or ULINE #S-16643 weather resistant



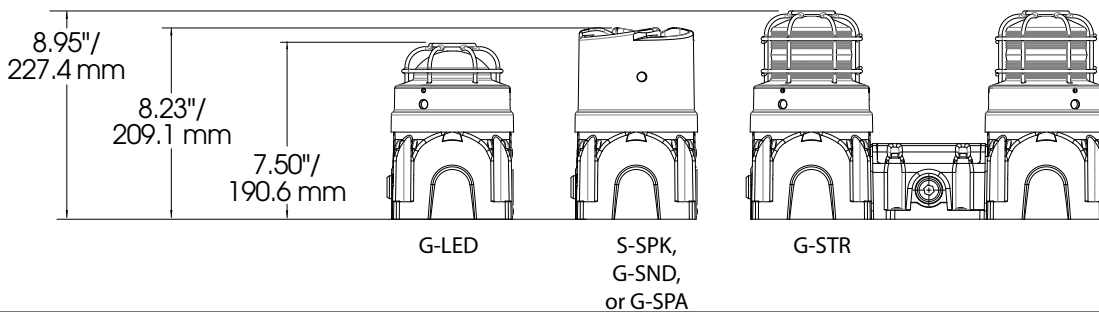
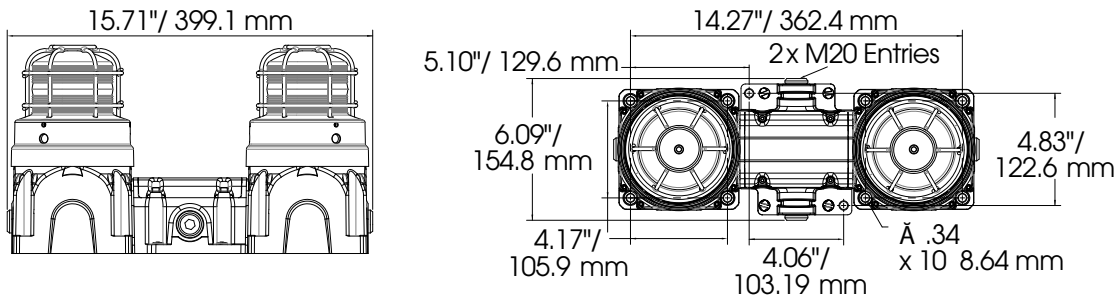
Patent No. 9,886,832 B2



**G-MSC-2A – Linear**



**G-MSC-2B – Parallel**

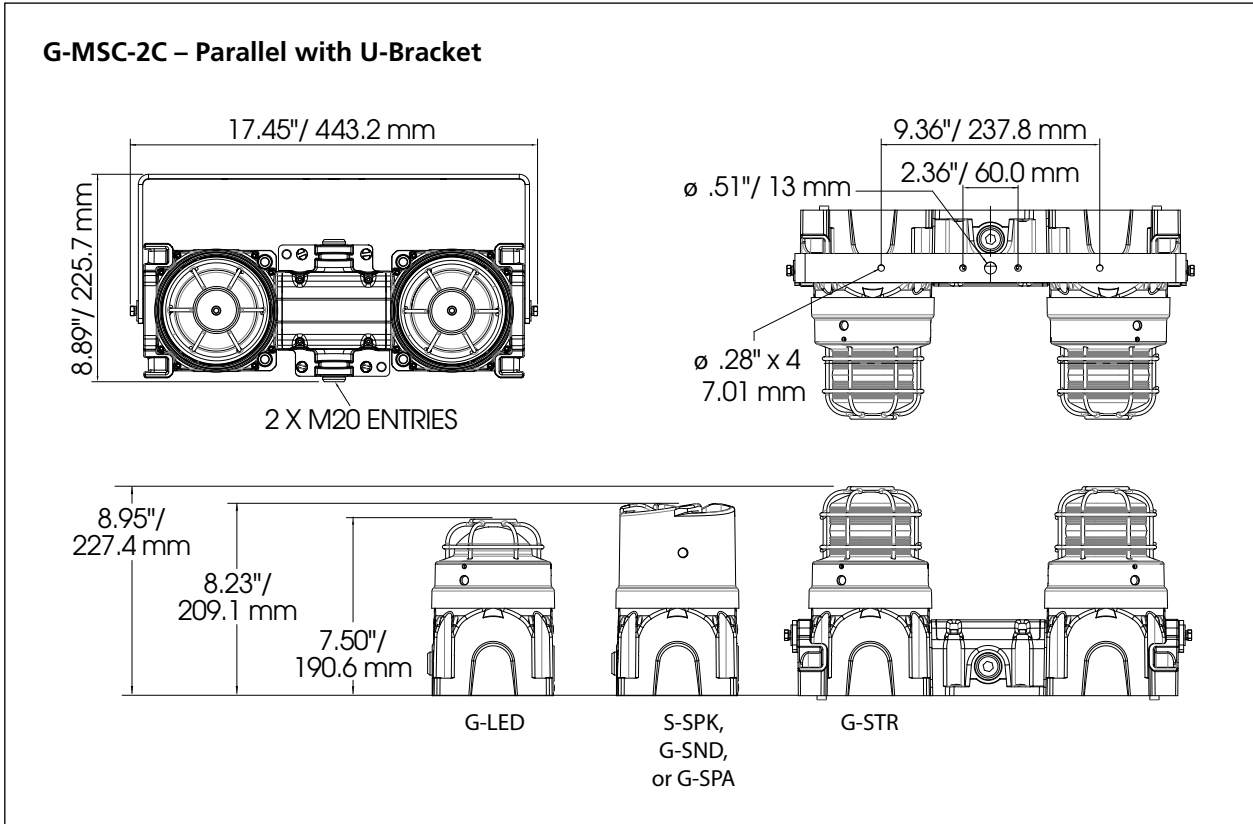


[www.delga.com](http://www.delga.com)

[delgasa@delga.com](mailto:delgasa@delga.com)

+5411 4298-0184

Global Series® Signaling Platform – Dual Signal (Model G-MSC-2)



S P E C I F I C A T I O N S

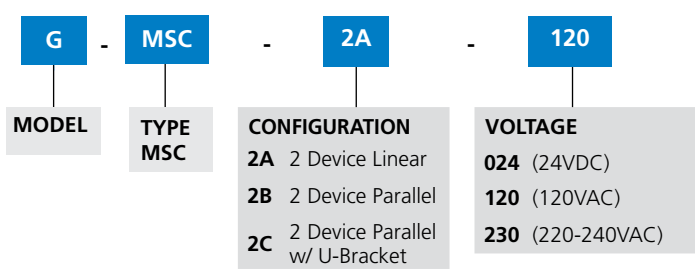
Operating Temperature Range: 67°F to 158°F 55°C to 70°C  
 Certification Marking:  
 LED Models: Ex db IIC Gb, Ex tb IIIC Db IP66  
 Ex db e IIC Gb, Ex tb IIIC Db IP66  
 ATEX: Baseefa15ATEX0153X  
 IECEx: IECEx BAS 15.0102X  
 Strobe Models: ATEX: Baseefa15ATEX0154X  
 IECEx: IECEx BAS 15.0103X  
 Audible Models: ATEX: Baseefa15ATEX0155X  
 IECEx: IECEx BAS 15.0104X  
 Refer to individual data sheets for additional information.  
 Guard and External Fasteners: 316 stainless steel  
 Terminals: Ex d: 6 way block (3 in, 3 out)  
 Ex de: 2x3 position quad pole terminal block  
 Cable Entries: Ex d: 2 entries - M20 x 1.5  
 Ex de: 3 entries - M20 x 1.5

Net Weight:  
**Step 1** - For dual models, add the net weight of each product being ordered:  
 Model S-STR – Strobe 7.17 lbs 3.25 kg  
 Model G-LED – LED 6.17 lbs 2.80 kg  
 Model G-SND – Sounder 9.61 lbs 4.36 kg  
 Model G-SPA – Amplified Speaker 9.65 lbs 4.38 kg  
 Model G-SPK – Loudspeaker 9.20 lbs 4.17 kg  
**Step 2** - Add one of the following mounting options to calculate over all model weight  
 Dual Device U-Bracket Option 2.63 lbs 1.19 kg  
 (2 side mounts, hardware, long bracket)  
 Dual Device Surface Mount 2.47 lbs 1.12 kg  
 (line bushing, not including end cap)

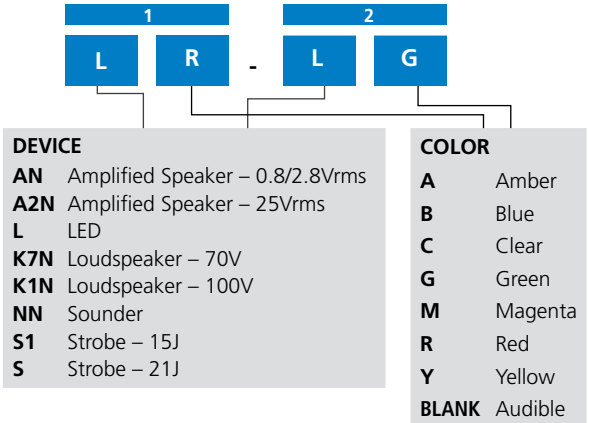


# Global Series® Signaling Platform – Dual Signal (Model G-MSC-2)

## HOW TO ORDER



### DEVICE AND COLOR CODE



## OPTIONAL ACCESSORIES

### Cable Entry Options and Adapters

Description	Part Number
E-Box Endcap with M20 Opening	K859500805-02
E-Box Endcap with M25 Opening	K859500805-01
E-Box Cover Assembly <sup>1</sup>	K859501414
Adapter, M20 Male to 1/2" Female NPT	K231246A
Adapter, M20 Male to 3/4" Female NPT	K231247

<sup>1</sup> Includes two terminal blocks, mounting plate and retention hardware

### Indicator Ring and Legend Plate Kit

Kit includes one (1) indicator ring, one (1) legend plate<sup>2</sup>, and associated hardware

Description	Part Number
Black	G-KIT-RP-BK
Blue	G-KIT-RP-B
Green	G-KIT-RP-G
Magenta	G-KIT-RP-M
Red	G-KIT-RP-R
Yellow	G-KIT-RP-Y



<sup>2</sup> Recommended labels: BRADY #B-855 Toughwash labels or ULINE #S-16643 weather resistant

